


Curaflam® MiWo Block incl. Curaflam® XS^{Pro}

- For ceilings with insulation on the underside
- For solid ceilings 100 mm thick or more
- Building services: wastewater, rainwater
- For solid walls from 150 mm thickness



Design type successfully tested and submitted for approval

FOR PENETRATION SEALING OF DUCTS

- CONEL Drain
- Geberit Silent dB 20
- Geberit Silent-Pro
- POLOPLAST POLO-KAL-NG
- POLOPLAST POLO-KAL XS
- REHAU RAUPIANO PLUS
- WAVIN AS+
- WAVIN SITECH+
- PP pipes pursuant to DIN EN 1451-1

SCOPE OF SERVICES

- Certified fire resistance of 90 minutes
- Pipe/cable routed straight through ceiling
- Pipe/cable routed through ceiling at two 45° angles
- PE insulating strips 0–5 mm
- Dowel-less installation with self-tapping concrete screws provided
- Connection to all types of insulation on the underside of the ceiling possible
- Mounting to ceilings 100 mm thick or more

INSTALLATION CONDITIONS



- Mounting on solid walls with a thickness of at least 150 mm
- Mounting on solid ceilings with a thickness of at least 100 mm made of aerated concrete, reinforced concrete, concrete
- For penetration sealing, use only the mineral wool block provided (W × D × H: 30 × 30 × 10 cm, thermal conductivity group WLG 035)
- No requirements for the mineral wool block including insulation
- Mounting to uninsulated ceilings also possible
- The design type was successfully tested and submitted to the Deutsches Institut für Bautechnik in 2020 for inclusion under general design approval Z-19.53-2182.
- The circular gap between the ceiling and the pipe must be mortared. Do not seal the circular gap between the mineral wool block and the pipe.



Detailed information concerning the application areas and provisions for execution can be found in the installation instructions.

Curaflam® MiWo Block - Mounting on ceilings

Penetration sealing of flammable disposal pipes


pipe type	1 	2 	Installation situation according to this general design approval
CONEL Drain	Ø110 mm	Ø110 mm*	<ul style="list-style-type: none"> - Minimum ceiling thickness: 100 mm - Mounted, screwed-in pipe collar - Ducts may be fitted with a PE foam strip that is rated as normally inflammable at a minimum, with a thickness of 5 mm - Installation on straight pipes arranged perpendicular to the component according to (1) - No sleeve in the area of the penetration - Two 45° bends in the area of the penetration permissible for pipes as per (2) - Split mounting Wall thickness ≤ 150 mm
Geberit Silent dB20		Ø110 mm	
Geberit Silent-Pro		Ø110 mm	
POLOPLAST POLO-KAL-NG		Ø110 mm	
POLOPLAST POLO-KAL XS		Ø110 mm**	
REHAU RAUPIANO PLUS		Ø110 mm**	
WAVIN AS+		Ø110 mm	
WAVIN SiTECH+		Ø110 mm	
PP pipes (DIN EN 1451-1) Pipe wall thickness s = 2.7 mm		-	

* Only allowed with continuous 5 mm-thick PE noise insulating strips

** Only allowed for ceilings with a minimum thickness of 150 mm

Curaflam® MiWo Block - Mounting on walls

Penetration sealing of flammable disposal pipes

pipe type		Installation situation according to this general design approval
CONEL Drain	Ø110 mm	<ul style="list-style-type: none"> - Minimum ceiling thickness: 100 mm - Mounted, screwed-in pipe collar - Ducts may be fitted with a PE foam strip that is rated as normally inflammable at a minimum, with a thickness of 5 mm - Installation on straight pipes arranged perpendicular to the component - No sleeve in the area of the penetration <p>Hinweis: A fire control collar Curaflam® XSPro must be fitted on both sides of the wall.</p>
Geberit Silent dB20		
Geberit Silent-Pro		
POLOPLAST POLO-KAL-NG		
POLOPLAST POLO-KAL XS		
WAVIN AS+		
WAVIN SiTECH+		

Curaflam® MiWo Block

Product	Dimensions Curaflam® XS ^{Pro}	Article numbers
Curaflam® MiWo Block DN 110 (for straight penetrations)	110*	3 26 2 110 000 0 0
Curaflam® MiWo Block DN 140 (for pipe DN 110 with 2 x 45° bends)	140*	3 26 2 140 000 0 0
Curaflam® XSPro DN 110 (Additional fire control collar required for wall duct)	110	3 22 1 110 000 0 0

*Scope of delivery: Curaflam® MiWo Block, Curaflam® XSPro, Mounting set and installation instructions

Curaflam® MiWo Block installed

