


## Curaflex® packings (1775)



25  
years  
guarantee

### TECHNICAL DETAILS

**Curaflex® packings (1775), including for thin and hard tanking membranes:** Curaflex® packings consist of two pieces of 3 mm thick EPDM blanks, which are matched to the dimensions and holes of the selected fixed/loose flange design.

### GENERAL

According to DIN 18533-1, single-layered, loosely laid tanking membranes must be enclosed with permanently compatible packings arranged on both sides. The leak-tightness in fixed and loose flange designs is only ensured if the thickness and the elasticity of the tanking membrane or of the packings are great enough to cause the membrane to press against the substrate and create a seal. When laying tanking membranes, the information provided by the membrane manufacturers must be observed in addition to the specifications of the standard (laying guidelines)!

### A) Use with very thin or hard tanking membranes – type 1775


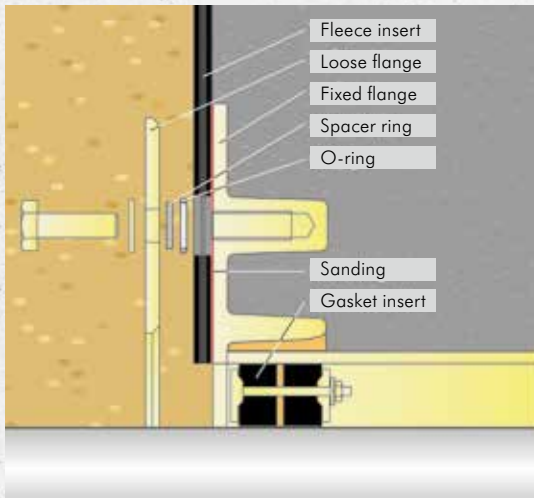
In the case of tanking membranes made of very thin and/or very hard materials, uniform pressing on the substrate is often not sufficient. When using such tanking membranes, the standard specifies the use of packings. DOYMA packings are made of elastomer EPDM which is compatible with the material. They are already fitted with the appropriate bolt holes for the fixed flange, and thus ready for installation. These suitable packings are not included in the standard scope of delivery.

### B) Use with other tanking membranes

In the case of tanking membranes made of bitumen or bitumen rubber, for example, there is usually uniform pressure on the substrate. Leak-tightness is not a problem in this case. Therefore no packings are required.

SUITABLE MATERIALS ARE AVAILABLE AS OPTIONAL ACCESSORIES FOR USE IN DRINKING WATER AREAS.

# Accessory set for thick coatings



25  
years  
guarantee

## ACCESSORY SET FOR THICK COATING:

Consists of spacer rings, O-rings and fleece insert. These parts are matched to the dimensions and the holes of the selected fixed/loose flange design.

## APPLICATION DESCRIPTION

The contact surfaces/inner surfaces of the fixed and loose flanges of the Curaflex® 5000, C/2/SD/5, F/2/SD/5 and the Curaflex® 6000, 7000, 8000, C/2/SD/6 and F/2/SD/6 are sanded. The carrier material used for the solder sand is WEROPOX-EP primer no. 6142 with hardener 6141-H.

The area around the holes or around the bolts, where the O-rings and the washers are positioned, must not be sanded. Diameter of these surfaces: 40 mm for non-pressing water, 55 mm for pressing water.

The thick coating of bitumen is to be applied in several layers according to the manufacturer's instructions. After the first layer has been applied, the fleece insert, which is circumferentially 100 mm larger than the fixed flange, is pressed into the layer while it is still wet. The fleece insert is then coated wet so that

the minimum dry-layer thickness for the present load case is achieved. Once the drying time specified by the manufacturer has elapsed, the bitumen filler compound, depending on the design of the fixed and loose flange, is then punched out around the tapped holes or bolts, e.g. using a punch tool.

Between the flanges there are 4 mm thick spacer rings in the case of Curaflex® products against pressing water, and 3 mm thick spacer rings in the case of Curaflex® products against non-pressing water, arranged around each bolt. This prevents the entire bitumen filler compound from being squeezed out when the loose flange is tightened, thus achieving a defined layer thickness of the bitumen filler compound between the fixed flange and the loose flange.

Rubber O-rings are also arranged around the bolts and around the spacer rings in order to prevent possible pressure losses around the bolts.

Product	Article number		
Punch for thick coating*	For pressing water	1777/6, for approx. 2 applications	1 99 6 777 000 0 0
	For non-pressing water	1777/5, for approx. 2 applications	1 99 5 777 000 0 0

\*Excluded from the 25-year DOYMA warranty.



**ATTENTION!** WHEN INSTALLING STEEL PIPE SLEEVES IN OR ON BUILDING WALLS WITH A THICK COATING, THE CONTACT SURFACES MUST BE SANDED AT THE FACTORY. IN SUCH CASES, PLEASE BE SURE TO SPECIFY THE FOLLOWING WHEN PLACING AN ORDER: 'FOR THICK COATING'.

